

Stage 1

Vickers Count

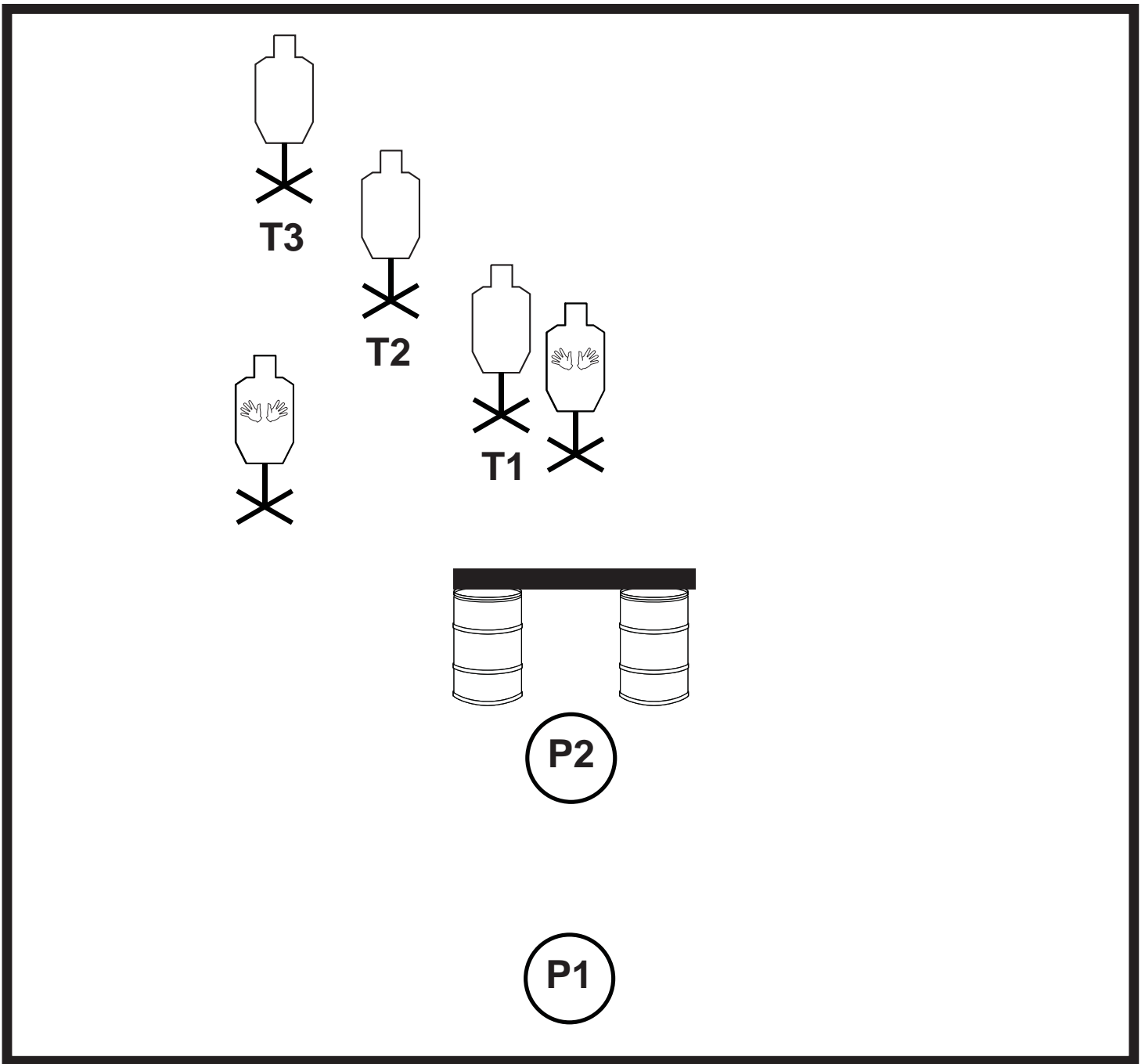
From Concealment

Stage Description:

- From P1 draw and fire two rounds minimum each T1-T4.
- Shooter must perform an approved reload from P1 (Tactical, Retention, or Slide Lock)
- Move to P2 and fire two rounds minimum each T1-T4 in Tactical Priority

Minimum Round Count: 16

| <i>Place</i> | <i>Name</i> | <i>Div</i> | <i>Stage 1</i> | <i>String 1</i> | <i>PD</i> | <i>Pen</i> |
|--------------|-------------------|------------|--------------------|---------------------|-----------|------------|
| 1 | Steve Koski | SSP | 15.47 | 13.97 | 3 | 0 |
| 2 | Mike Lehner | CDP | 15.95 | 15.95 | 0 | 0 |
| 3 | Joe Gull | Lim | 16.14 | 16.14 | 0 | 0 |
| 4 | Mike Stilwell | Lim | 16.89 | 15.89 | 2 | 0 |
| 5 | Dan Ward | SSP | 17.37 | 15.37 | 4 | 0 |
| 6 | Dave Mathis | SSP | 18.00 | 15.50 | 5 | 0 |
| 7 | Richard Spicer | Lim | 18.12 | 13.62 | 9 | 0 |
| 8 | Scott McGregor | ESP | 19.96 | 17.96 | 4 | 0 |
| 9 | Danny Zaher | ESP | 20.25 | 19.25 | 2 | 0 |
| 10 | Chris Hart | Lim | 20.54 | 15.04 | 5 | 3 |
| 11 | Soua Vang | Lim | 21.04 | 21.04 | 0 | 0 |
| 12 | Dean Larsen | Lim | 21.29 | 20.29 | 2 | 0 |
| 13 | Red Redford | SSP | 21.50 | 18.00 | 7 | 0 |
| 14 | Tony Kemp | SS | 21.81 | 20.81 | 2 | 0 |
| 15 | Trent Shepherd | SS | 22.41 | 21.41 | 2 | 0 |
| 16 | Jeff Tracy | Lim | 22.74 | 18.74 | 8 | 0 |
| 17 | Chris Ream | Lim | 22.92 | 22.42 | 1 | 0 |
| 18 | Jim Smith | SSP | 23.09 | 20.09 | 6 | 0 |
| 19 | Mike Shepherd | SS | 23.45 | 15.95 | 15 | 0 |
| 20 | Bob Nelson | Lim | 23.47 | 18.97 | 3 | 3 |
| 21 | Mike Rodriguez | ESP | 23.56 | 22.06 | 3 | 0 |
| 22 | R Dan Phillips | Lim | 23.59 | 21.09 | 5 | 0 |
| 23 | Michael Scott | CDP | 24.04 | 19.04 | 10 | 0 |
| 24 | Noel Redford | SSP | 24.51 | 23.51 | 2 | 0 |
| 25 | Owen Shiverdecker | Lim | 25.62 | 24.62 | 2 | 0 |
| 26 | Ryan Devewisl | Lim | 26.30 | 20.30 | 12 | 0 |
| 27 | Robert Spicer | SSP | 26.99 | 16.99 | 20 | 0 |
| 28 | John Partridge | Lim | 27.30 | 22.80 | 9 | 0 |
| 29 | Spenser Miller | Lim | 27.51 | 21.01 | 7 | 3 |
| 30 | Ryan Koski | Lim | 27.55 | 25.55 | 4 | 0 |
| 31 | Bill Hammond | Lim | 27.82 | 25.32 | 5 | 0 |
| 32 | Justin McDaniel | ? | 28.06 | 23.56 | 3 | 3 |
| 33 | Chris Carrol | SS | 28.60 | 24.10 | 9 | 0 |
| 34 | Alex Loveless | Lim | 28.66 | 28.16 | 1 | 0 |
| 35 | Danny Houle | Lim | 28.82 | 26.82 | 4 | 0 |
| 36 | M Jared Parkin | Lim | 29.01 | 26.51 | 5 | 0 |
| 37 | Steven Koski | Lim | 29.07 | 27.07 | 4 | 0 |
| 38 | Chris Miller | Lim | 32.20 | 21.70 | 3 | 9 |
| 39 | Nick Duclos | Lim | 35.16 | 32.66 | 5 | 0 |
| 40 | Jesse Busker | Lim | 35.68 | 34.18 | 3 | 0 |
| 41 | Boyd Loveless | Lim | 36.01 | 32.51 | 7 | 0 |
| 42 | Bob Duclos | Lim | 36.15 | 30.65 | 5 | 3 |
| 43 | Blake Huff | CDP | 37.89 | 33.89 | 8 | 0 |
| 44 | Chip Huggins | CDP | 38.17 | 33.67 | 9 | 0 |
| 45 | Alan Scott | SSR | 40.69 | 40.19 | 1 | 0 |
| 46 | Chris Chatwin | Lim | 102.70 | 95.20 | 15 | 0 |
| 47 | Jeremy Duclos | ? | NS | NS | NS | NS |



Stage 2

LIMITED Vickers Count

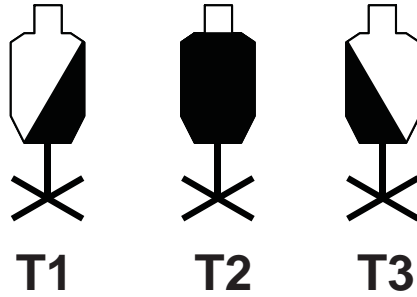
From Concealment

Stage Description:

- From P1 draw and fire four rounds each T1-T3 in Tactical Priority.
- Move to P2 and fire four rounds each T1-T3 in Tactical Priority while kneeling.

Round Count: 24

| Place | Name | Div | Class | Stage 2 | String 1 | PD | Pen |
|-------|-------------------|-----|-------|------------|----------|----|-----|
| 1 | Mike Stilwell | Lim | | 16.37 | 15.87 | 1 | 0 |
| 2 | Chris Hart | Lim | | 19.22 | 18.22 | 2 | 0 |
| 3 | Dave Mathis | SSP | SS | 21.47 | 20.97 | 1 | 0 |
| 4 | Richard Spicer | Lim | | 21.48 | 16.98 | 9 | 0 |
| 5 | Bob Nelson | Lim | | 21.88 | 21.88 | 0 | 0 |
| 6 | Dan Ward | SSP | EX | 22.10 | 18.60 | 7 | 0 |
| 7 | Joe Gull | Lim | | 23.11 | 14.61 | 17 | 0 |
| 8 | Steve Koski | SSP | MA | 24.27 | 22.77 | 3 | 0 |
| 9 | Robert Spicer | SSP | SS | 24.71 | 18.71 | 12 | 0 |
| 10 | Mike Lehner | CDP | MA | 24.72 | 21.72 | 6 | 0 |
| 11 | Scott McGregor | ESP | EX | 24.76 | 21.76 | 6 | 0 |
| 12 | Chris Miller | Lim | | 25.07 | 20.07 | 4 | 3 |
| 13 | R Dan Phillips | Lim | | 26.19 | 19.69 | 13 | 0 |
| 14 | Mike Rodriquez | ESP | SS | 27.06 | 23.56 | 7 | 0 |
| 15 | Chris Ream | Lim | | 27.62 | 25.62 | 4 | 0 |
| 16 | Bill Hammond | Lim | | 28.00 | 20.50 | 15 | 0 |
| 17 | Danny Houle | Lim | | 28.91 | 25.41 | 7 | 0 |
| 18 | John Partridge | Lim | | 29.20 | 23.20 | 12 | 0 |
| 19 | Spenser Miller | Lim | | 30.67 | 18.17 | 25 | 0 |
| 20 | Noel Redford | SSP | MM | 30.92 | 26.92 | 8 | 0 |
| 21 | Owen Shiverdecker | Lim | | 31.17 | 25.17 | 12 | 0 |
| 22 | Danny Zaher | ESP | MM | 31.21 | 25.21 | 6 | 3 |
| 23 | Trent Shepherd | SS | | 32.47 | 28.97 | 7 | 0 |
| 24 | Michael Scott | CDP | SS | 33.33 | 31.33 | 4 | 0 |
| 25 | Dean Larsen | Lim | | 35.02 | 28.02 | 14 | 0 |
| 26 | Chris Carrol | SS | | 35.47 | 33.97 | 3 | 0 |
| 27 | Boyd Loveless | Lim | | 35.60 | 27.10 | 17 | 0 |
| 28 | Blake Huff | CDP | ? | 35.90 | 23.40 | 25 | 0 |
| 29 | Tony Kemp | SS | | 37.10 | 29.60 | 9 | 3 |
| 30 | Jim Smith | SSP | MM | 37.93 | 22.93 | 30 | 0 |
| 31 | Ryan Devewisl | Lim | | 38.43 | 27.43 | 22 | 0 |
| 32 | Justin McDaniel | ? | ? | 39.52 | 33.02 | 13 | 0 |
| 33 | M Jared Parkin | Lim | | 40.25 | 35.25 | 10 | 0 |
| 34 | Red Redford | SSP | SS | 40.63 | 37.13 | 7 | 0 |
| 35 | Jeff Tracy | Lim | | 41.56 | 28.56 | 16 | 5 |
| 36 | Chip Huggins | CDP | UC | 43.47 | 40.47 | 6 | 0 |
| 37 | Mike Shepherd | SS | | 45.14 | 37.64 | 9 | 3 |
| 38 | Alex Loveless | Lim | | 46.95 | 42.45 | 9 | 0 |
| 39 | Bob Duclos | Lim | | 49.50 | 32.50 | 34 | 0 |
| 40 | Alan Scott | SSR | SS | 50.76 | 43.76 | 8 | 3 |
| 41 | Nick Duclos | Lim | | 51.79 | 47.79 | 8 | 0 |
| 42 | Steven Koski | Lim | | 55.12 | 52.62 | 5 | 0 |
| 43 | Jeremy Duclos | ? | ? | 58.38 | 37.88 | 41 | 0 |
| 44 | Ryan Koski | Lim | | 71.86 | 61.86 | 20 | 0 |
| 45 | Jesse Busker | Lim | | 72.97 | 58.97 | 28 | 0 |
| 46 | Chris Chatwin | Lim | | 120.10 | 113.10 | 14 | 0 |
| 47 | Soua Vang | Lim | | NS | NS | NS | NS |



P1

Stage 3

LIMITED Vickers Count

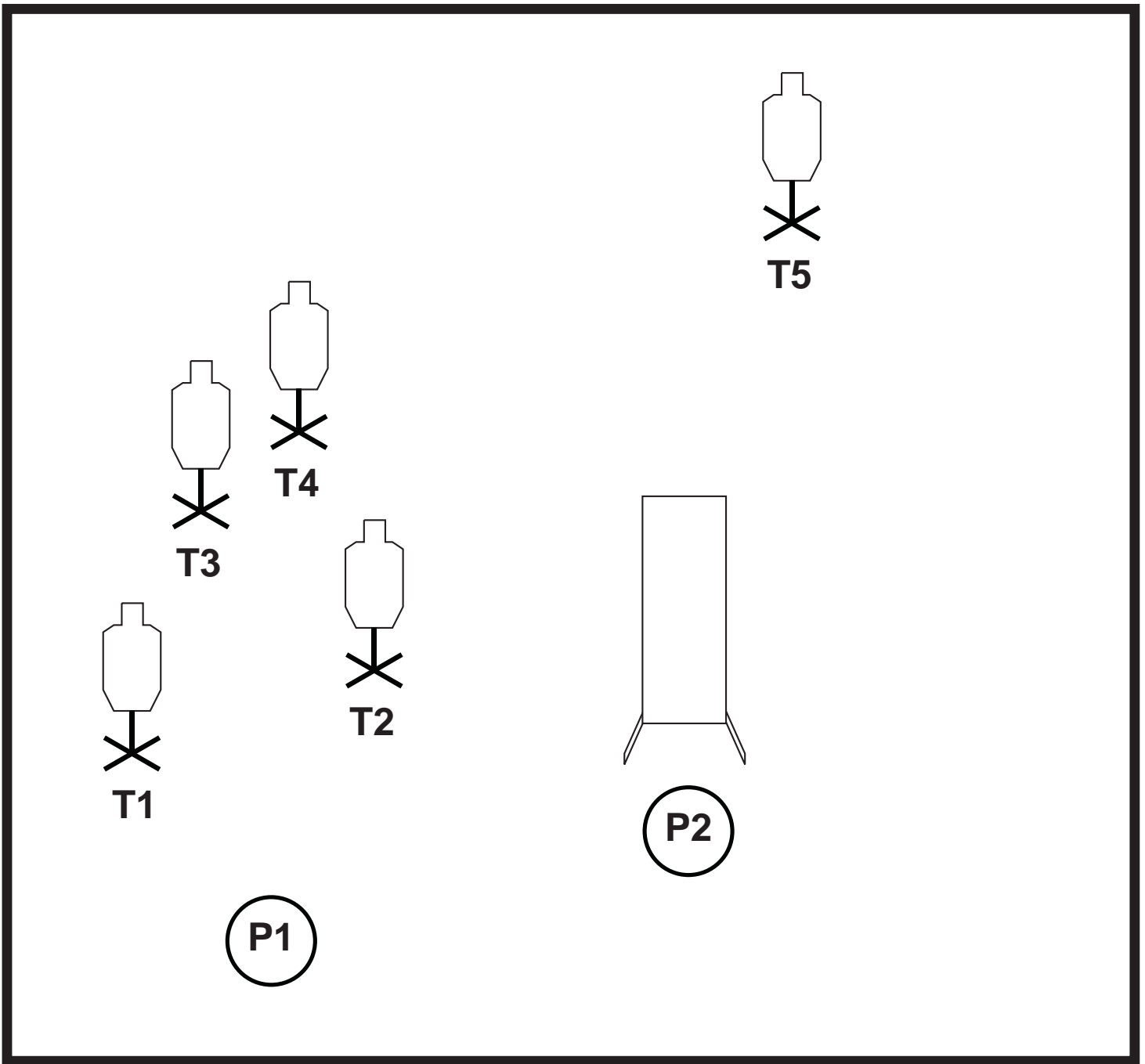
No Concealment

Stage Description:

- From P1 draw and fire two shots each T1-T3 in any order
- Reload with retention
- Kneel and fire two shots each T1-T3 in any order while kneeling

Round Count: 12

| Place | Name | Div | Class | Stage 3 | String 1 | PD | Pen |
|-------|-------------------|-----|-------|------------|----------|----|-----|
| 1 | Steve Koski | SSP | MA | 9.69 | 9.19 | 1 | 0 |
| 2 | Richard Spicer | Lim | | 9.94 | 8.94 | 2 | 0 |
| 3 | Dave Mathis | SSP | SS | 10.09 | 9.59 | 1 | 0 |
| 4 | Dan Ward | SSP | EX | 10.81 | 10.81 | 0 | 0 |
| 5 | Bob Nelson | Lim | | 11.18 | 10.68 | 1 | 0 |
| 6 | Red Redford | SSP | SS | 11.87 | 11.87 | 0 | 0 |
| 7 | Spenser Miller | Lim | | 11.98 | 10.98 | 2 | 0 |
| 8 | Mike Stilwell | Lim | | 12.12 | 12.12 | 0 | 0 |
| 9 | Robert Spicer | SSP | SS | 12.15 | 9.65 | 5 | 0 |
| 10 | Danny Zaher | ESP | MM | 12.41 | 12.41 | 0 | 0 |
| 11 | Joe Gull | Lim | | 12.72 | 9.72 | 0 | 3 |
| 12 | Trent Shepherd | SS | | 13.19 | 11.69 | 3 | 0 |
| 13 | Chris Hart | Lim | | 13.82 | 10.82 | 0 | 3 |
| 14 | Owen Shiverdecker | Lim | | 14.09 | 14.09 | 0 | 0 |
| 15 | Tony Kemp | SS | | 14.28 | 14.28 | 0 | 0 |
| 16 | Chris Miller | Lim | | 14.31 | 10.31 | 8 | 0 |
| 17 | Michael Scott | CDP | SS | 14.51 | 14.51 | 0 | 0 |
| 18 | Danny Houle | Lim | | 14.63 | 13.63 | 2 | 0 |
| 19 | Mike Rodriguez | ESP | SS | 14.73 | 13.73 | 2 | 0 |
| 20 | Chris Ream | Lim | | 15.68 | 15.68 | 0 | 0 |
| 21 | Mike Shepherd | SS | | 15.83 | 15.83 | 0 | 0 |
| 22 | R Dan Phillips | Lim | | 15.88 | 12.88 | 0 | 3 |
| 23 | John Partridge | Lim | | 15.91 | 8.91 | 8 | 3 |
| 24 | Justin McDaniel | ? | ? | 16.02 | 16.02 | 0 | 0 |
| 25 | Ryan Devewisl | Lim | | 16.06 | 13.06 | 0 | 3 |
| 26 | Scott McGregor | ESP | EX | 16.48 | 13.48 | 0 | 3 |
| 27 | Mike Lehner | CDP | MA | 16.60 | 16.60 | 0 | 0 |
| 28 | Jim Smith | SSP | MM | 16.77 | 16.77 | 0 | 0 |
| 29 | Boyd Loveless | Lim | | 17.66 | 17.66 | 0 | 0 |
| 30 | Alex Loveless | Lim | | 17.73 | 17.73 | 0 | 0 |
| 31 | Bill Hammond | Lim | | 19.97 | 19.97 | 0 | 0 |
| 32 | Steven Koski | Lim | | 20.28 | 19.78 | 1 | 0 |
| 33 | M Jared Parkin | Lim | | 20.31 | 16.81 | 1 | 3 |
| 34 | Dean Larsen | Lim | | 20.36 | 14.86 | 5 | 3 |
| 35 | Alan Scott | SSR | SS | 20.47 | 11.47 | 12 | 3 |
| 36 | Blake Huff | CDP | ? | 20.82 | 14.82 | 6 | 3 |
| 37 | Chris Carrol | SS | | 22.98 | 22.98 | 0 | 0 |
| 38 | Noel Redford | SSP | MM | 23.29 | 23.29 | 0 | 0 |
| 39 | Jeff Tracy | Lim | | 23.75 | 12.75 | 12 | 5 |
| 40 | Chip Huggins | CDP | UC | 25.05 | 23.55 | 3 | 0 |
| 41 | Nick Duclos | Lim | | 25.54 | 23.04 | 5 | 0 |
| 42 | Jeremy Duclos | ? | ? | 28.91 | 23.41 | 11 | 0 |
| 43 | Bob Duclos | Lim | | 33.52 | 28.52 | 4 | 3 |
| 44 | Soua Vang | Lim | | 39.81 | 26.31 | 21 | 3 |
| 45 | Ryan Koski | Lim | | 43.01 | 36.51 | 13 | 0 |
| 46 | Chris Chatwin | Lim | | 45.03 | 41.53 | 7 | 0 |
| 47 | Jesse Busker | Lim | | 75.57 | 72.57 | 6 | 0 |



Stage 4

Vickers Count


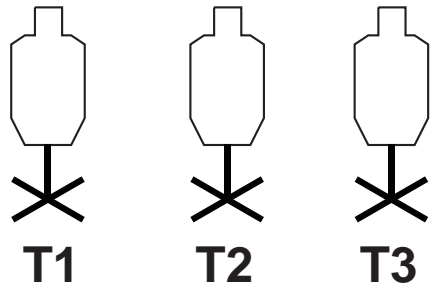
No Concealment

Stage Description:

- From P1 draw and fire two rounds minimum each T1-T4.
- Move to P2 and fire six rounds minimum at T5

Minimum Round Count: 14

| Place | Name | Div | Class | Stage 4 | String 1 | PD | Pen |
|-------|-------------------|-----|-------|------------|----------|----|-----|
| 1 | Dan Ward | SSP | EX | 12.90 | 11.90 | 2 | 0 |
| 2 | Steve Koski | SSP | MA | 15.01 | 14.01 | 2 | 0 |
| 3 | Chris Miller | Lim | | 15.70 | 13.20 | 5 | 0 |
| 4 | Bob Nelson | Lim | | 15.79 | 15.79 | 0 | 0 |
| 5 | Dave Mathis | SSP | SS | 15.83 | 15.83 | 0 | 0 |
| 6 | Chris Hart | Lim | | 15.94 | 13.44 | 5 | 0 |
| 7 | Mike Stilwell | Lim | | 16.10 | 13.60 | 5 | 0 |
| 8 | Mike Lehner | CDP | MA | 16.16 | 14.16 | 4 | 0 |
| 9 | Scott McGregor | ESP | EX | 16.37 | 15.37 | 2 | 0 |
| 10 | Trent Shepherd | SS | | 17.10 | 14.10 | 6 | 0 |
| 11 | Mike Rodriquez | ESP | SS | 17.54 | 15.54 | 4 | 0 |
| 12 | Mike Shepherd | SS | | 17.88 | 15.88 | 4 | 0 |
| 13 | Spenser Miller | Lim | | 18.53 | 12.03 | 13 | 0 |
| 14 | Joe Gull | Lim | | 19.44 | 14.94 | 9 | 0 |
| 15 | Richard Spicer | Lim | | 19.76 | 14.26 | 11 | 0 |
| 16 | Robert Spicer | SSP | SS | 20.24 | 13.24 | 14 | 0 |
| 17 | R Dan Phillips | Lim | | 20.68 | 18.68 | 4 | 0 |
| 18 | Michael Scott | CDP | SS | 20.87 | 15.87 | 10 | 0 |
| 19 | Danny Houle | Lim | | 21.34 | 17.34 | 8 | 0 |
| 20 | Jim Smith | SSP | MM | 21.58 | 19.08 | 5 | 0 |
| 21 | Boyd Loveless | Lim | | 22.14 | 20.14 | 4 | 0 |
| 22 | Blake Huff | CDP | ? | 22.32 | 17.82 | 9 | 0 |
| 23 | Danny Zaher | ESP | MM | 22.96 | 22.46 | 1 | 0 |
| 24 | M Jared Parkin | Lim | | 22.99 | 19.99 | 6 | 0 |
| 25 | Noel Redford | SSP | MM | 23.15 | 20.15 | 6 | 0 |
| 26 | Dean Larsen | Lim | | 23.23 | 20.73 | 5 | 0 |
| 27 | John Partridge | Lim | | 23.24 | 20.74 | 5 | 0 |
| 28 | Soua Vang | Lim | | 23.37 | 22.37 | 2 | 0 |
| 29 | Chris Carrol | SS | | 23.69 | 21.69 | 4 | 0 |
| 30 | Bill Hammond | Lim | | 23.87 | 17.87 | 12 | 0 |
| 31 | Chip Huggins | CDP | UC | 24.02 | 19.02 | 10 | 0 |
| 32 | Red Redford | SSP | SS | 24.05 | 21.05 | 6 | 0 |
| 33 | Chris Ream | Lim | | 24.15 | 21.15 | 6 | 0 |
| 34 | Tony Kemp | SS | | 24.79 | 17.79 | 14 | 0 |
| 35 | Alan Scott | SSR | SS | 26.03 | 24.53 | 3 | 0 |
| 36 | Alex Loveless | Lim | | 26.04 | 19.04 | 14 | 0 |
| 37 | Ryan Devewisl | Lim | | 26.47 | 18.47 | 16 | 0 |
| 38 | Justin McDaniel | ? | ? | 26.94 | 17.44 | 19 | 0 |
| 39 | Owen Shiverdecker | Lim | | 30.17 | 19.17 | 22 | 0 |
| 40 | Jeff Tracy | Lim | | 32.51 | 29.01 | 7 | 0 |
| 41 | Steven Koski | Lim | | 34.08 | 34.08 | 0 | 0 |
| 42 | Jesse Busker | Lim | | 35.04 | 26.04 | 18 | 0 |
| 43 | Bob Duclos | Lim | | 39.15 | 35.15 | 8 | 0 |
| 44 | Nick Duclos | Lim | | 39.54 | 29.54 | 20 | 0 |
| 45 | Jeremy Duclos | ? | ? | 42.62 | 31.12 | 23 | 0 |
| 46 | Ryan Koski | Lim | | 56.00 | 55.50 | 1 | 0 |
| 47 | Chris Chatwin | Lim | | 56.34 | 50.34 | 12 | 0 |



Stage 5

Vickers Count

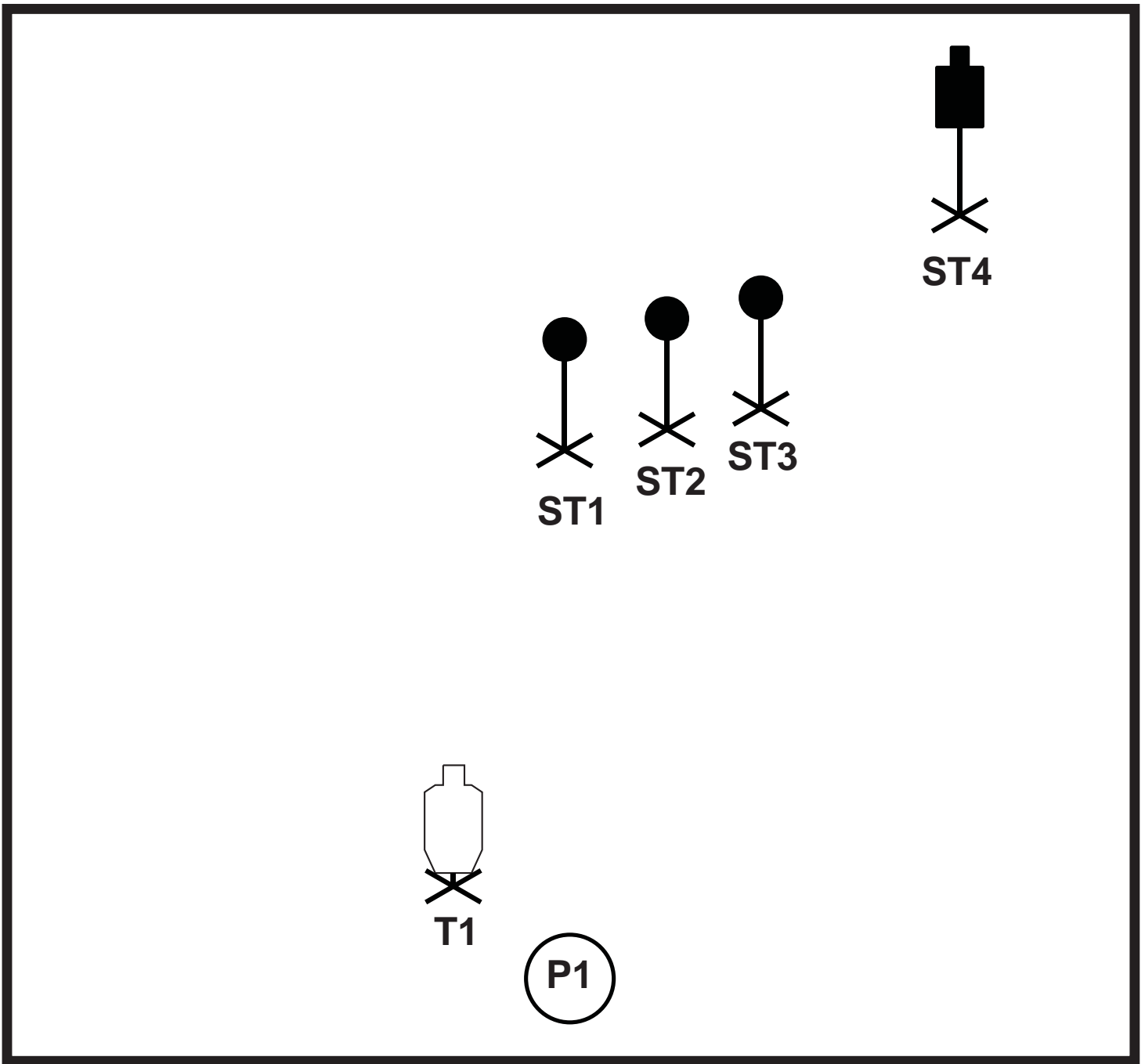
From Concealment

Stage Description:

- From P1 draw and fire three rounds minimum each T1-T3 while retreating and before reaching the stop cone
- Note: Except for revolver shooters ALL shots must be fired while moving

Minimum Round Count: 9

| Place | Name | Div | Class | Stage 5 | String 1 | PD | Pen |
|-------|-------------------|-----|-------|------------|----------|----|-----|
| 1 | Richard Spicer | Lim | | 3.28 | 3.28 | 0 | 0 |
| 2 | Steve Koski | SSP | MA | 3.47 | 3.47 | 0 | 0 |
| 3 | Mike Stilwell | Lim | | 3.77 | 3.77 | 0 | 0 |
| 4 | Scott McGregor | ESP | EX | 4.06 | 3.56 | 1 | 0 |
| 5 | Mike Lehner | CDP | MA | 4.07 | 3.57 | 1 | 0 |
| 6 | Chris Hart | Lim | | 4.22 | 4.22 | 0 | 0 |
| 7 | Spenser Miller | Lim | | 4.41 | 4.41 | 0 | 0 |
| 8 | Soua Vang | Lim | | 4.65 | 4.65 | 0 | 0 |
| 9 | Dan Ward | SSP | EX | 4.72 | 3.72 | 2 | 0 |
| 10 | Tony Kemp | SS | | 4.74 | 4.74 | 0 | 0 |
| 11 | Bob Nelson | Lim | | 4.97 | 4.97 | 0 | 0 |
| 12 | Dean Larsen | Lim | | 4.99 | 4.49 | 1 | 0 |
| 13 | Chris Ream | Lim | | 5.05 | 4.55 | 1 | 0 |
| 14 | Mike Rodriguez | ESP | SS | 5.21 | 5.21 | 0 | 0 |
| 15 | Jim Smith | SSP | MM | 5.46 | 4.96 | 1 | 0 |
| 16 | Boyd Loveless | Lim | | 5.60 | 5.10 | 1 | 0 |
| 17 | Ryan Devewisl | Lim | | 5.61 | 5.61 | 0 | 0 |
| 18 | Blake Huff | CDP | ? | 5.76 | 5.76 | 0 | 0 |
| 19 | Trent Shepherd | SS | | 5.80 | 5.30 | 1 | 0 |
| 20 | Noel Redford | SSP | MM | 5.96 | 4.46 | 3 | 0 |
| 21 | Chris Miller | Lim | | 6.01 | 6.01 | 0 | 0 |
| 22 | Red Redford | SSP | SS | 6.09 | 5.09 | 2 | 0 |
| 23 | Robert Spicer | SSP | SS | 6.58 | 3.08 | 7 | 0 |
| 24 | Joe Gull | Lim | | 6.69 | 5.69 | 2 | 0 |
| 25 | Bob Duclos | Lim | | 6.70 | 6.20 | 1 | 0 |
| 26 | R Dan Phillips | Lim | | 6.76 | 6.26 | 1 | 0 |
| 27 | Chris Carrol | SS | | 6.77 | 5.77 | 2 | 0 |
| 28 | Michael Scott | CDP | SS | 6.79 | 6.29 | 1 | 0 |
| 29 | Danny Houle | Lim | | 6.93 | 6.93 | 0 | 0 |
| 30 | Bill Hammond | Lim | | 7.12 | 6.62 | 1 | 0 |
| 31 | Justin McDaniel | ? | ? | 7.32 | 6.82 | 1 | 0 |
| 32 | Jeff Tracy | Lim | | 7.55 | 6.55 | 2 | 0 |
| 33 | Steven Koski | Lim | | 7.79 | 6.29 | 3 | 0 |
| 34 | Danny Zaher | ESP | MM | 7.92 | 6.42 | 3 | 0 |
| 35 | Nick Duclos | Lim | | 8.35 | 7.85 | 1 | 0 |
| 36 | Alan Scott | SSR | SS | 8.76 | 8.26 | 1 | 0 |
| 37 | Owen Shiverdecker | Lim | | 9.11 | 4.61 | 3 | 3 |
| 38 | Jeremy Duclos | ? | ? | 9.42 | 8.92 | 1 | 0 |
| 39 | M Jared Parkin | Lim | | 9.78 | 9.78 | 0 | 0 |
| 40 | Jesse Busker | Lim | | 10.23 | 7.23 | 6 | 0 |
| 41 | Mike Shepherd | SS | | 10.77 | 10.77 | 0 | 0 |
| 42 | John Partridge | Lim | | 11.00 | 11.00 | 0 | 0 |
| 43 | Dave Mathis | SSP | SS | 11.47 | 3.47 | 16 | 0 |
| 44 | Chris Chatwin | Lim | | 13.90 | 8.40 | 11 | 0 |
| 45 | Chip Huggins | CDP | UC | 14.40 | 12.90 | 3 | 0 |
| 46 | Alex Loveless | Lim | | 18.38 | 18.38 | 0 | 0 |
| 47 | Ryan Koski | Lim | | 20.06 | 11.06 | 18 | 0 |



Stage 6

Vickers Count

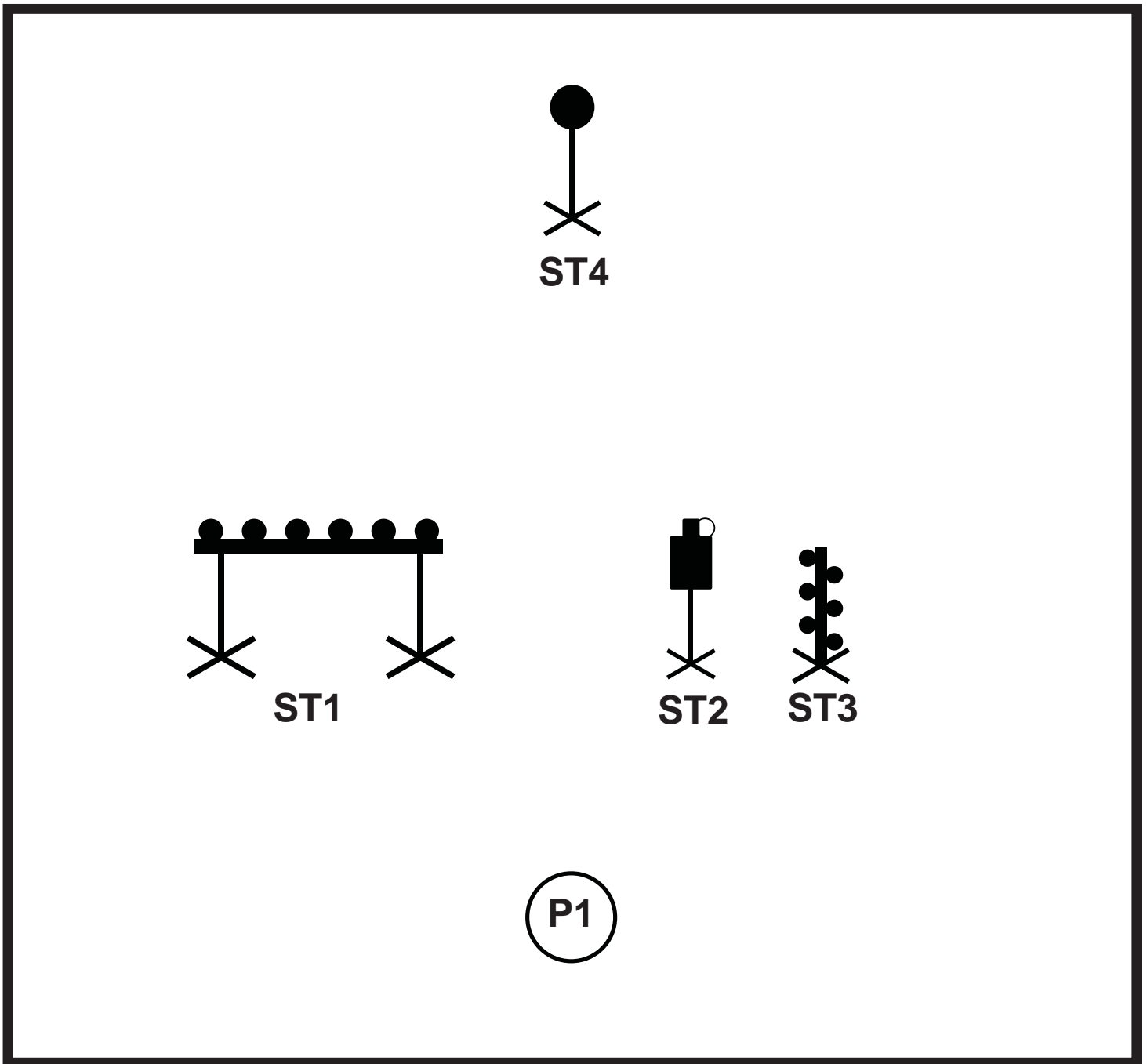
From Concealment

Stage Description:

- From P1 draw and fire two rounds minimum each T1 and ST1-ST3 and six shots minimum at ST4
- Note: Steel targets should be repainted every couple of shooters

Minimum Round Count: 14

| Place | Name | Div | Class | Stage 6 | String 1 | PD | Pen |
|-------|-------------------|-----|-------|------------|----------|----|-----|
| 1 | Mike Stilwell | Lim | | 7.00 | 7.00 | 0 | 0 |
| 2 | Chris Hart | Lim | | 7.18 | 7.18 | 0 | 0 |
| 3 | Steve Koski | SSP | MA | 9.57 | 9.57 | 0 | 0 |
| 4 | Dave Mathis | SSP | SS | 10.73 | 10.73 | 0 | 0 |
| 5 | Mike Lehner | CDP | MA | 11.16 | 11.16 | 0 | 0 |
| 6 | Dan Ward | SSP | EX | 11.21 | 11.21 | 0 | 0 |
| 7 | Joe Gull | Lim | | 11.30 | 11.30 | 0 | 0 |
| 8 | Scott McGregor | ESP | EX | 11.40 | 11.40 | 0 | 0 |
| 9 | Richard Spicer | Lim | | 11.81 | 11.81 | 0 | 0 |
| 10 | Red Redford | SSP | SS | 12.40 | 12.40 | 0 | 0 |
| 11 | Ryan Devewisl | Lim | | 13.94 | 13.94 | 0 | 0 |
| 12 | Spenser Miller | Lim | | 13.98 | 13.98 | 0 | 0 |
| 13 | Boyd Loveless | Lim | | 14.41 | 14.41 | 0 | 0 |
| 14 | Chris Ream | Lim | | 14.89 | 14.89 | 0 | 0 |
| 15 | Alex Loveless | Lim | | 14.93 | 14.93 | 0 | 0 |
| 16 | Noel Redford | SSP | MM | 15.23 | 15.23 | 0 | 0 |
| 17 | John Partridge | Lim | | 15.51 | 15.51 | 0 | 0 |
| 18 | Tony Kemp | SS | | 15.63 | 15.63 | 0 | 0 |
| 19 | Michael Scott | CDP | SS | 15.65 | 15.65 | 0 | 0 |
| 20 | Soua Vang | Lim | | 15.77 | 15.77 | 0 | 0 |
| 21 | Mike Rodriguez | ESP | SS | 15.83 | 15.83 | 0 | 0 |
| 22 | Bob Nelson | Lim | | 15.97 | 15.97 | 0 | 0 |
| 23 | Trent Shepherd | SS | | 16.04 | 16.04 | 0 | 0 |
| 24 | Dean Larsen | Lim | | 16.42 | 16.42 | 0 | 0 |
| 25 | Chris Carrol | SS | | 16.81 | 16.81 | 0 | 0 |
| 26 | R Dan Phillips | Lim | | 16.89 | 16.89 | 0 | 0 |
| 27 | Jim Smith | SSP | MM | 17.77 | 17.77 | 0 | 0 |
| 28 | Danny Zaher | ESP | MM | 18.67 | 18.67 | 0 | 0 |
| 29 | Robert Spicer | SSP | SS | 19.04 | 19.04 | 0 | 0 |
| 30 | Steven Koski | Lim | | 19.40 | 18.90 | 1 | 0 |
| 31 | Owen Shiverdecker | Lim | | 20.01 | 20.01 | 0 | 0 |
| 32 | Danny Houle | Lim | | 20.57 | 20.57 | 0 | 0 |
| 33 | Nick Duclos | Lim | | 21.55 | 21.55 | 0 | 0 |
| 34 | Bill Hammond | Lim | | 25.18 | 25.18 | 0 | 0 |
| 35 | Jeff Tracy | Lim | | 25.71 | 25.71 | 0 | 0 |
| 36 | Blake Huff | CDP | ? | 25.99 | 25.99 | 0 | 0 |
| 37 | Alan Scott | SSR | SS | 27.37 | 27.37 | 0 | 0 |
| 38 | Chip Huggins | CDP | UC | 28.57 | 28.57 | 0 | 0 |
| 39 | Chris Miller | Lim | | 29.86 | 29.86 | 0 | 0 |
| 40 | M Jared Parkin | Lim | | 31.13 | 31.13 | 0 | 0 |
| 41 | Justin McDaniel | ? | ? | 31.78 | 31.78 | 0 | 0 |
| 42 | Mike Shepherd | SS | | 32.35 | 32.35 | 0 | 0 |
| 43 | Bob Duclos | Lim | | 35.02 | 35.02 | 0 | 0 |
| 44 | Jesse Busker | Lim | | 43.83 | 43.33 | 1 | 0 |
| 45 | Ryan Koski | Lim | | 45.38 | 45.38 | 0 | 0 |
| 46 | Chris Chatwin | Lim | | 45.46 | 45.46 | 0 | 0 |
| 47 | Jeremy Duclos | ? | ? | 53.30 | 53.30 | 0 | 0 |



Stage 7

Vickers Count

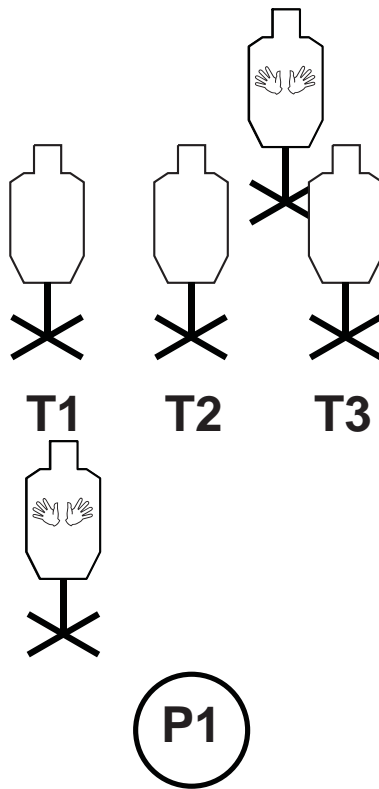
No Concealment

Stage Description:

- From P1 draw and knock down all steel targets on ST1, flip the steel plate on ST2, and turn all the steel plates on ST3. ST1-ST3 may be engaged in any order.
- From P1 fire the last shot on stop plate ST4. Any shots taken after ST4 is hit do not count.
- Note: ST2 is a hostage target, the main hostage plate is a non-threat target and will be scored as a non-threat target
- Note: ST1 plates must fall, plates that bounce back after falling do not need to be re-engaged
- Note: ST2 and ST3 plates may occasionally hang in the half-way position and do not need to be re-engaged if they remain in that position, however if a plate is hit, fails to turn all the way and falls back to the original position it must be re-engaged

Minimum Round Count: 14

| Place | Name | Div | Class | Stage 7 | String 1 | PD | Pen |
|-------|-------------------|-----|-------|------------|----------|----|-----|
| 1 | Scott McGregor | ESP | EX | 12.93 | 12.93 | 0 | 0 |
| 2 | Dave Mathis | SSP | SS | 13.61 | 13.61 | 0 | 0 |
| 3 | Mike Lehner | CDP | MA | 14.28 | 14.28 | 0 | 0 |
| 4 | Steve Koski | SSP | MA | 14.74 | 14.74 | 0 | 0 |
| 5 | Chris Hart | Lim | | 15.25 | 15.25 | 0 | 0 |
| 6 | Danny Zaher | ESP | MM | 17.50 | 17.50 | 0 | 0 |
| 7 | Mike Stilwell | Lim | | 17.96 | 17.96 | 0 | 0 |
| 8 | Red Redford | SSP | SS | 18.36 | 18.36 | 0 | 0 |
| 9 | Dan Ward | SSP | EX | 18.94 | 18.94 | 0 | 0 |
| 10 | Chris Ream | Lim | | 19.73 | 19.73 | 0 | 0 |
| 11 | Bob Nelson | Lim | | 19.98 | 19.98 | 0 | 0 |
| 12 | R Dan Phillips | Lim | | 20.47 | 20.47 | 0 | 0 |
| 13 | Mike Rodriguez | ESP | SS | 21.05 | 21.05 | 0 | 0 |
| 14 | Owen Shiverdecker | Lim | | 21.69 | 21.69 | 0 | 0 |
| 15 | Dean Larsen | Lim | | 22.67 | 22.67 | 0 | 0 |
| 16 | Spenser Miller | Lim | | 23.63 | 23.63 | 0 | 0 |
| 17 | Chris Miller | Lim | | 25.96 | 25.96 | 0 | 0 |
| 18 | Danny Houle | Lim | | 26.81 | 26.81 | 0 | 0 |
| 19 | Noel Redford | SSP | MM | 26.87 | 26.87 | 0 | 0 |
| 20 | Boyd Loveless | Lim | | 26.89 | 26.89 | 0 | 0 |
| 21 | Soua Vang | Lim | | 27.97 | 27.97 | 0 | 0 |
| 22 | Tony Kemp | SS | | 28.26 | 28.26 | 0 | 0 |
| 23 | Steven Koski | Lim | | 29.09 | 29.09 | 0 | 0 |
| 24 | Chris Carrol | SS | | 30.12 | 22.62 | 5 | 5 |
| 25 | Blake Huff | CDP | ? | 30.33 | 30.33 | 0 | 0 |
| 26 | Jim Smith | SSP | MM | 32.79 | 32.79 | 0 | 0 |
| 27 | John Partridge | Lim | | 33.15 | 33.15 | 0 | 0 |
| 28 | Richard Spicer | Lim | | 34.11 | 34.11 | 0 | 0 |
| 29 | Trent Shepherd | SS | | 35.04 | 35.04 | 0 | 0 |
| 30 | Justin McDaniel | ? | ? | 35.37 | 35.37 | 0 | 0 |
| 31 | Bill Hammond | Lim | | 35.73 | 35.73 | 0 | 0 |
| 32 | Michael Scott | CDP | SS | 35.75 | 35.75 | 0 | 0 |
| 33 | Bob Duclos | Lim | | 37.28 | 37.28 | 0 | 0 |
| 34 | Joe Gull | Lim | | 37.88 | 37.88 | 0 | 0 |
| 35 | Robert Spicer | SSP | SS | 39.16 | 39.16 | 0 | 0 |
| 36 | Alex Loveless | Lim | | 40.73 | 40.73 | 0 | 0 |
| 37 | Ryan Devewisl | Lim | | 41.53 | 41.53 | 0 | 0 |
| 38 | Jeff Tracy | Lim | | 41.70 | 41.70 | 0 | 0 |
| 39 | Mike Shepherd | SS | | 42.28 | 42.28 | 0 | 0 |
| 40 | Nick Duclos | Lim | | 43.99 | 43.99 | 0 | 0 |
| 41 | Ryan Koski | Lim | | 47.49 | 47.49 | 0 | 0 |
| 42 | Alan Scott | SSR | SS | 47.95 | 47.95 | 0 | 0 |
| 43 | Jesse Busker | Lim | | 48.10 | 48.10 | 0 | 0 |
| 44 | M Jared Parkin | Lim | | 61.65 | 56.65 | 0 | 5 |
| 45 | Chip Huggins | CDP | UC | 85.59 | 55.59 | 20 | 20 |
| 46 | Jeremy Duclos | ? | ? | 145.53 | 145.53 | 0 | 0 |
| 47 | Chris Chatwin | Lim | | 248.70 | 248.70 | 0 | 0 |



Stage 8

Limited Vickers Count

From Concealment

Stage Description:

String 1

- From P1 draw and fire two rounds to the body and one to the head on each T1-T3 in Tactical Priority

String 2

- From P1 draw and fire two rounds to the body and one to the head on each T1-T3 in Tactical Priority
- Note: Shooter may reload between strings

Round Count: 18

| <i>Place</i> | <i>Name</i> | <i>Div</i> | <i>Class</i> | <i>Stage 8</i> | <i>String 1</i> | <i>String 2</i> | <i>PD</i> | <i>Pen</i> |
|--------------|-------------------|------------|--------------|--------------------|-----------------|-----------------|-----------|------------|
| 1 | Mike Lehner | CDP | MA | 9.39 | 4.77 | 4.62 | 0 | 0 |
| 2 | Dave Mathis | SSP | SS | 10.06 | 4.94 | 4.62 | 1 | 0 |
| 3 | Steve Koski | SSP | MA | 10.60 | 4.81 | 5.29 | 1 | 0 |
| 4 | Mike Stilwell | Lim | | 11.40 | 5.48 | 5.92 | 0 | 0 |
| 5 | Scott McGregor | ESP | EX | 11.52 | 5.99 | 5.53 | 0 | 0 |
| 6 | Dan Ward | SSP | EX | 12.13 | 6.29 | 5.84 | 0 | 0 |
| 7 | Red Redford | SSP | SS | 13.58 | 6.17 | 6.41 | 2 | 0 |
| 8 | R Dan Phillips | Lim | | 13.75 | 6.64 | 6.11 | 2 | 0 |
| 9 | Boyd Loveless | Lim | | 13.77 | 6.69 | 7.08 | 0 | 0 |
| 10 | Richard Spicer | Lim | | 13.93 | 7.12 | 6.31 | 1 | 0 |
| 11 | Mike Rodriquez | ESP | SS | 14.18 | 7.42 | 5.76 | 2 | 0 |
| 12 | Joe Gull | Lim | | 14.34 | 5.48 | 5.36 | 7 | 0 |
| 13 | Bob Nelson | Lim | | 14.50 | 6.71 | 7.29 | 1 | 0 |
| 14 | Danny Zaher | ESP | MM | 14.89 | 7.07 | 7.32 | 1 | 0 |
| 15 | Blake Huff | CDP | ? | 15.14 | 7.60 | 7.04 | 1 | 0 |
| 16 | Tony Kemp | SS | | 15.36 | 6.82 | 8.04 | 1 | 0 |
| 17 | Michael Scott | CDP | SS | 15.37 | 6.92 | 5.95 | 5 | 0 |
| 18 | Danny Houle | Lim | | 15.42 | 7.79 | 7.63 | 0 | 0 |
| 19 | Robert Spicer | SSP | SS | 15.54 | 5.74 | 5.30 | 9 | 0 |
| 20 | Chris Ream | Lim | | 15.65 | 7.81 | 7.34 | 1 | 0 |
| 21 | Dean Larsen | Lim | | 15.76 | 7.79 | 7.97 | 0 | 0 |
| 22 | Jim Smith | SSP | MM | 16.20 | 7.43 | 7.27 | 3 | 0 |
| 23 | Jeff Tracy | Lim | | 16.47 | 7.18 | 7.29 | 4 | 0 |
| 24 | Chris Miller | Lim | | 16.75 | 6.54 | 4.71 | 11 | 0 |
| 25 | Mike Shepherd | SS | | 16.78 | 6.61 | 9.17 | 2 | 0 |
| 26 | Owen Shiverdecker | Lim | | 16.82 | 7.84 | 8.48 | 1 | 0 |
| 27 | Noel Redford | SSP | MM | 17.29 | 7.93 | 6.36 | 6 | 0 |
| 28 | Chris Carrol | SS | | 17.32 | 8.13 | 8.19 | 2 | 0 |
| 29 | John Partridge | Lim | | 18.17 | 7.56 | 8.11 | 5 | 0 |
| 30 | Chris Hart | Lim | | 19.20 | 5.01 | 5.19 | 12 | 3 |
| 31 | Soua Vang | Lim | | 19.23 | 5.44 | 5.79 | 16 | 0 |
| 32 | Justin McDaniel | ? | ? | 19.84 | 9.66 | 9.68 | 1 | 0 |
| 33 | Alex Loveless | Lim | | 21.81 | 6.76 | 7.55 | 15 | 0 |
| 34 | Trent Shepherd | SS | | 22.72 | 7.49 | 10.23 | 10 | 0 |
| 35 | Bill Hammond | Lim | | 22.73 | 9.82 | 9.91 | 6 | 0 |
| 36 | Nick Duclos | Lim | | 23.20 | 10.94 | 9.26 | 6 | 0 |
| 37 | Ryan Devewisl | Lim | | 23.36 | 9.49 | 9.87 | 8 | 0 |
| 38 | Steven Koski | Lim | | 23.46 | 8.66 | 8.30 | 13 | 0 |
| 39 | Bob Duclos | Lim | | 24.40 | 12.10 | 11.80 | 1 | 0 |
| 40 | Spenser Miller | Lim | | 24.44 | 15.09 | 5.85 | 1 | 3 |
| 41 | Chris Chatwin | Lim | | 24.46 | 9.71 | 10.25 | 9 | 0 |
| 42 | Alan Scott | SSR | SS | 25.99 | 9.53 | 10.96 | 11 | 0 |
| 43 | M Jared Parkin | Lim | | 27.74 | 9.50 | 9.74 | 17 | 0 |
| 44 | Jesse Busker | Lim | | 28.73 | 10.28 | 10.45 | 16 | 0 |
| 45 | Ryan Koski | Lim | | 38.71 | 21.59 | 14.62 | 5 | 0 |
| 46 | Chip Huggins | CDP | UC | 59.30 | 20.72 | 35.58 | 6 | 0 |
| 47 | Jeremy Duclos | ? | ? | NS | NS | NS | NS | NS |